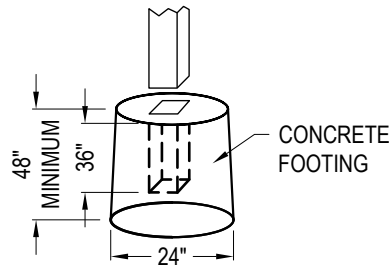
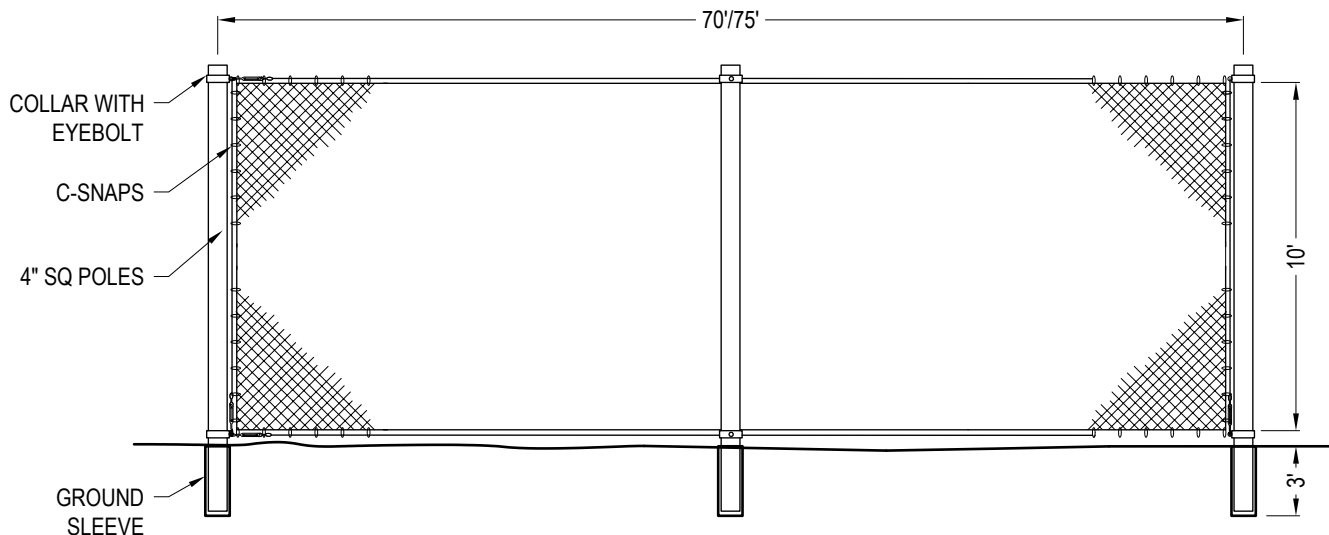




DOUGLAS INDUSTRIES, INC.
3441 S 11TH AVE.
ELDRIDGE, IA 52748
TOLL FREE: 1-800-553-8907
www.douglas-sports.com



INSTALLATION DETAIL



ELEVATION

SPECIFICATIONS CONSTRUCTION

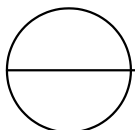
FRAME: THE FRAME IS CONSTRUCTED FROM 4" SQUARE HEAVY-DUTY STEEL POLES WITH A BLACK POWDER COAT FINISH TO ENSURE MAXIMUM WEATHER RESISTANCE.

NETTING: THE HIGH-IMPACT NETTING IS FABRICATED FROM BLACK #42 KNOTTED NYLON. THE NETTING IS 1 3/4" SQUARE MESH WITH A REINFORCED ROPE BORDER.

- NETTING IS HUNG BETWEEN POLES FROM A STRONG 1/4" GALVANIZED STEEL CABLE. THE 13' POLES ARE INSTALLED INTO 3' DEEP GROUND SLEEVES.

NOTES:

1. INSTALLATION TO BE COMPLETED IN ACCORDANCE WITH MANUFACTURER'S SPECIFICATIONS.
2. DO NOT SCALE DRAWING.
3. THIS DRAWING IS INTENDED FOR USE BY ARCHITECTS, ENGINEERS, CONTRACTORS, CONSULTANTS AND DESIGN PROFESSIONALS FOR PLANNING PURPOSES ONLY. THIS DRAWING MAY NOT BE USED FOR CONSTRUCTION.
4. ALL INFORMATION CONTAINED HEREIN WAS CURRENT AT THE TIME OF DEVELOPMENT BUT MUST BE REVIEWED AND APPROVED BY THE PRODUCT MANUFACTURER TO BE CONSIDERED ACCURATE.
5. CONTRACTOR'S NOTE: FOR PRODUCT AND COMPANY INFORMATION VISIT www.CADdetails.com/info AND ENTER REFERENCE NUMBER 2763-073.



BATTING TUNNEL FRAMES

DOUGLAS® HITTING STATION SYSTEM 70'/75' MODEL (66270)